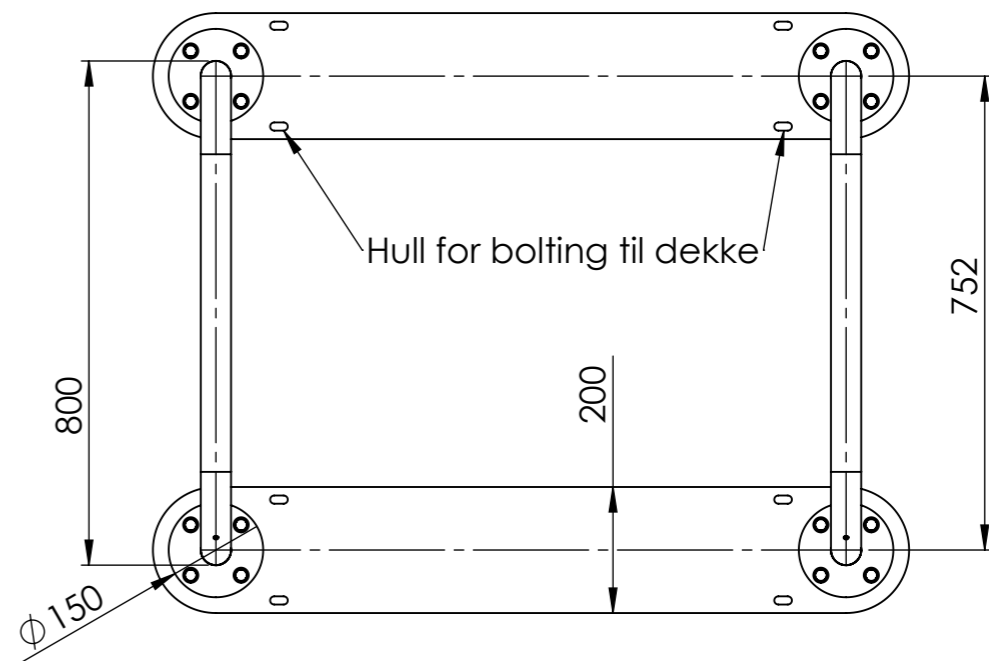
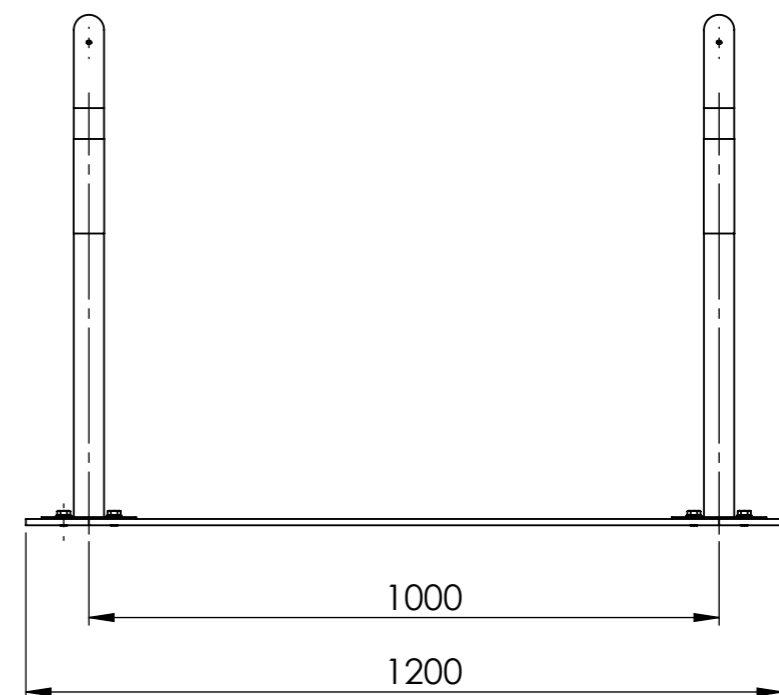
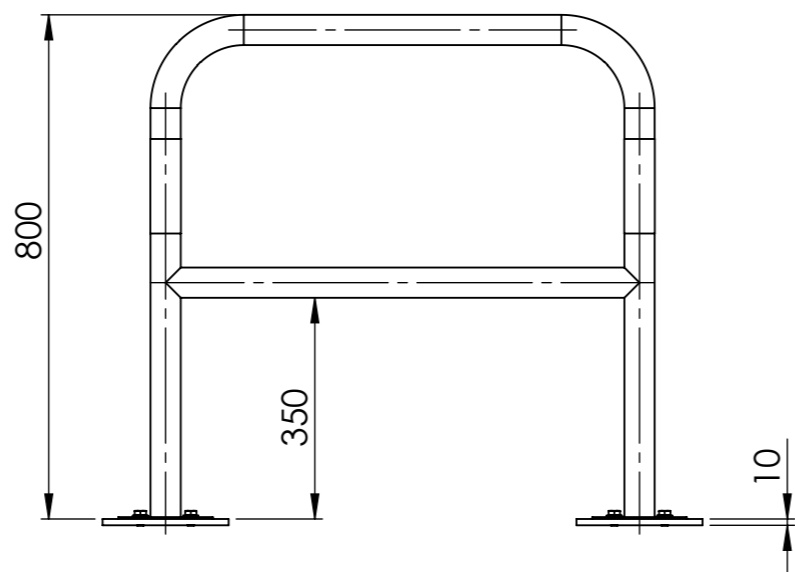


Copying of this document, and giving it to others and the use or communication of the contents thereof, are forbidden without express authority. Offenders are liable to the payment of damages. All rights are reserved in the event of the grant of a patent or the registration of a utility model

Geometry from 3D CAD-model is leading unless otherwise stated on the 2D drawing or in the additional specifications document



Change date	Changed by	Approval date	Approved by	Description of change	Revision

POS	QTY.	Drawing Number	Description	WEIGHT	ArticleNumber
6	16		Hex bolt M12x16 (ISO 4017 A4-80)	0.03	299100197
5	16		Washer M12 (Ø13/24), ISO 7089 A4	0.006	299100300
4	4	reflex	White reflex foil	0.0	
3	1	10001252	ES Bicycle stand, A-stand, w.foot plate L:800 H:800 Coated	8.8	71380001960
2	1	10001252	ES Bicycle stand, A-stand, w.foot plate L:800 H:800 VZ	8.8	71380001965
1	2	713-11120	Fixation rail for bicycle stand 2pc. c/c 1000mm	18.1	

Drawn date 09.11.2023	Drawn by BBL	Approval date	Approved by	General Tolerance NS-ISO 2768-1-m	Projection 	Sheet 1 of 1	Scale 1:12	
Material		Surface treatment		Weight 54.4	Prod. Group	Format A3		
Title A-stand rail assembled 2pc c/c1000mm - L=1200					Status <b>DRAFT</b>	Drawing no. 713-10050		Revision 0.1
Additional description					Article no. 71390033870		Project no.	Document Type Assembly